


Block of the Month for May 2021

May Flowers

12 x 12" Block (12.5" x 12.5" Unfinished)



Although this flower is yellow with a brown center, I invite you to make the flower and the center other colors so we can have a bouquet of flowers.

Cutting

• **Blue:**

Cut 6 - 3 7/8" Squares

• **Green:**

Cut 4 - 3 7/8" Squares

• **Brown:**

Cut 2 - 3 7/8" Squares


• **Yellow:**

Cut 4 - 3 7/8" Squares

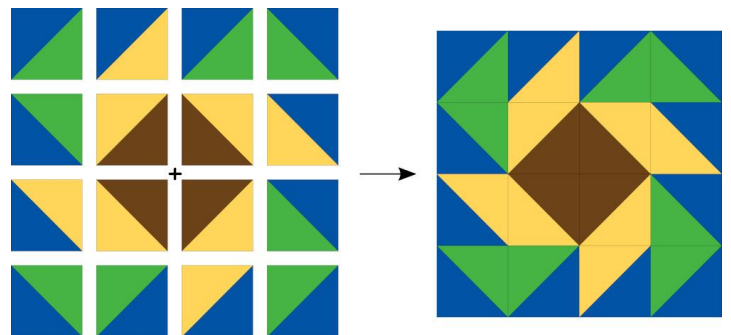
Assembly

For best results, please use scant 1/4" seams.

1. You are going to make 16 half square triangles (HST). 8 green with blue, 4 yellow with blue, and 4 brown with yellow.
To make 2 HST, use two 3 7/8" squares, right sides together. Draw a diagonal line across the lighter color and sew a scant 1/4" on each side of the line. Cut on the line and press to the dark color.



2. Sew this in rows following the picture.



3. Mail it to me by **May 10.**

Please mail to Kika Hutchings 4861 3rd Street, Carpinteria, CA 93013
Questions? Please call Kika Hutchings 805-566-0045, or email at rjkika1938@gmail.com